

MARION ISD UTILITIES

Fiscal Year 2007 - 2008

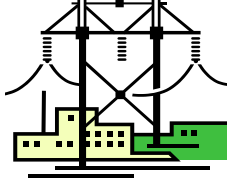
	Electric			Gas			Gallons
	kWh	Cost	\$/kWh *	CCF **	Cost	\$/CCF	
Sep-07	308,307	\$ 25,983.24	0.0842772	590	\$ 677.40	1.1481356	259,100
Oct-07	282,295	\$ 21,656.67	0.0767164	596	\$ 682.21	1.1446477	310,400
Nov-07	192,625	\$ 13,681.86	0.0710285	1032	\$ 1,096.41	1.0624128	290,800
Dec-07	186,990	\$ 15,571.34	0.0832737	1961	\$ 2,001.01	1.0204029	103,800
Jan-08	194,434	\$ 16,796.69	0.0863876	3696	\$ 3,676.00	0.9945887	232,700
Feb-08	205,169	\$ 18,314.15	0.0892637	4279	\$ 4,793.98	1.1203505	328,400
Mar-08	172,457	\$ 15,182.84	0.0880384	3701	\$ 4,145.57	1.1201216	290,600
Apr-08	224,990	\$ 21,277.56	0.0945711	1067	\$ 1,311.10	1.2287723	211,800
May-08	253,759	\$ 24,356.90	0.0959844	779	\$ 960.92	1.233530	318,100
Jun-08	282,058	\$ 34,540.03	0.1224572	598	\$ 990.92	1.6570569	173,400
Jul-08	206,492	\$ 28,613.50	0.138570	218	\$ 429.73	1.9712385	54,000
Aug-08	268,631	\$ 34,753.89	0.1293741		\$ 552.94		78,200
	2,778,207	\$ 270,728.67	0.0966618	18517	\$ 21,318.19	1.2455689	2,651,300

* Note: Cost per kWh is total electric cost divided by total kWh.
This is not the true cost per kWh, but a unit cost.

** 1 CCF = 100 cubic feet of gas



Water		
Cost	\$/Gallon	Reuse Water
\$ 1,580.09	0.0060984	\$ 350.00
\$ 1,974.53	0.0063612	\$ 437.50
\$ 2,029.16	0.0069779	\$ 612.50
\$ 1,019.07	0.0098176	\$ 700.00
\$ 2,364.92	0.010163	\$ 525.00
\$ 1,586.59	0.0048313	\$ 437.50
\$ 1,445.10	0.0049728	\$ 612.50
\$ 1,060.17	0.0050055	\$ 262.50
\$ 1,533.33	0.004820	\$ 700.00
\$ 867.47	0.0050027	\$ -
\$ 394.85	0.007312	\$ 787.50
\$ 493.94	0.0063164	\$ 525.00
\$ 16,349.22	0.0064733	\$ 5,950.00



MARION ISD UTILITIES

Fiscal Year 2008 - 2009

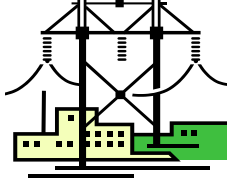
	Electric			Gas			Gallons
	kWh	Cost	\$/kWh *	CCF **	Cost	\$/CCF	
Sep-08	336,248	\$ 34,596.59	0.102890	503	\$ 728.39	1.4480915	243,800
Oct-08	269,111	\$ 22,384.34	0.0831788	592	\$ 838.22	1.4159122	300,600
Nov-08	218,095	\$ 20,537.56	0.094168	777	\$ 1,066.48	1.3725611	327,300
Dec-08	192,019	\$ 15,963.70	0.083136	2486	\$ 3,175.12	1.277200	232,000
Jan-09	192,376	\$ 18,911.42	0.0983045	4334	\$ 5,455.26	1.2587125	155,200
Feb-09	211,845	\$ 18,237.17	0.0860873	6633	\$ 5,852.09	0.882269	244,000
Mar-09	174,035	\$ 15,914.06	0.0914417	2219	\$ 2,019.24	0.9099775	209,900
Apr-09	210,116	\$ 20,612.34	0.098100	1467	\$ 1,385.43	0.9443967	344,300
May-09	247,710	\$ 22,905.22	0.0924679	613	\$ 640.08	1.044176	185,000
Jun-09	231,695	\$ 21,547.70	0.093000	439	\$ 488.97	1.1138269	127,300
Jul-09	225,901	\$ 21,846.58	0.0967086	367	\$ 426.48	1.1620708	79,300
Aug-09	275,604	\$ 26,342.88	0.0955824	333	\$ 370.66	1.1130931	80,400
	2,784,755	\$ 259,799.56	0.0929221	20,763	\$ 22,446.42	1.1618573	2,529,100

* Note: Cost per kWh is total electric cost divided by total kWh.
This is not the true cost per kWh, but a unit cost.

** 1 CCF = 100 cubic feet of gas



Water		
Cost	\$/Gallon	Reuse Water
\$ 1,210.86	0.0049666	\$ 350.00
\$ 1,607.00	0.005346	\$ -
\$ 1,757.74	0.005370	\$ 700.00
\$ 1,253.61	0.0054035	\$ 612.50
\$ 867.99	0.0055927	\$ 262.50
\$ 1,317.47	0.0053995	\$ 262.50
\$ 1,150.27	0.005480	\$ 612.50
\$ 1,808.78	0.005253	\$ 612.50
\$ 932.33	0.005040	\$ 437.50
\$ 752.28	0.005910	\$ 350.00
\$ 542.76	0.0068444	\$ -
\$ 551.97	0.0068653	\$ 700.00
\$ 13,753.06	0.0056226	\$ 4,900.00



MARION ISD UTILITIES

Fiscal Year 2009 - 2010

	Electric			Gas			Gallons
	kWh	Cost	\$/kWh *	CCF **	Cost	\$/CCF	
Sep-09	333,398	\$ 31,002.10	0.092988	376	\$ 372.60	0.9909574	269,200
Oct-09	275,237	\$ 25,422.99	0.0923676	626	\$ 548.64	0.8764217	373,700
Nov-09	213,734	\$ 18,815.46	0.0880321	1110	\$ 889.50	0.8013514	254,500
Dec-09	210,389	\$ 18,211.23	0.086560	4893	\$ 3,617.03	0.739225	186,800
Jan-10	238,911	\$ 20,219.51	0.084632	11684	\$ 7,336.84	0.6279391	178,300
Feb-10	254,531	\$ 21,459.43	0.084310	8002	\$ 6,688.00	0.8357911	189,900
Mar-10	179,438	\$ 16,156.00	0.0900367	7016	\$ 5,877.18	0.8376824	197,100
Apr-10	201,710	\$ 17,838.88	0.088438	1921	\$ 1,692.86	0.8812389	211,600
May-10	274,195	\$ 22,407.62	0.0817215	699	\$ 682.57	0.976495	223,200
Jun-10	275,386	\$ 23,590.55	0.085664	567	\$ 574.06	1.0124515	122,360
Jul-10	241,394	\$ 21,174.32	0.0877168	419	\$ 452.34	1.079570	37,500
Aug-10	326,878	\$ 29,001.36	0.0887223	372	\$ 366.49	0.9851882	37,500
	3,025,201	\$ 265,299.45	0.087599	37,685	\$ 29,098.11	0.887026	2,281,660

* Note: Cost per kWh is total electric cost divided by total KWh.
This is not the true cost per kWh, but a unit cost.

** 1 CCF = 100 cubic feet of gas



Water		
Cost	\$/Gallon	Reuse Water
\$ 1,476.53	0.0054849	\$ 612.50
\$ 2,148.00	0.0057479	\$ 350.00
\$ 1,453.49	0.005711	\$ -
\$ 1,061.97	0.0056851	\$ -
\$ 1,040.66	0.0058366	\$ -
\$ 1,105.32	0.0058205	\$ -
\$ 1,138.82	0.005778	\$ -
\$ 1,217.36	0.005753	\$ -
\$ 1,274.97	0.005712	\$ 437.70
\$ 810.13	0.006621	\$ 525.00
\$ 346.10	0.0092293	\$ -
\$ 380.20	0.0101387	\$ 262.50
\$ 13,453.55	0.0064599	\$ 2,187.70



MARION ISD UTILI Fiscal Year 2020-202

	Electric			Gas		
	kWh	Cost	\$/kWh *	CCF **	Cost	\$/CCF
Sep-20	286,148	\$21,538.19	0.07527	504.00	\$661.22	1.31194
Oct-20	284,021	\$23,853.96	0.08399	715.00	\$857.25	1.19895
Nov-20	218,336	\$15,114.17	0.06922	572.00	\$614.38	1.07409
Dec-20	171,211	\$15,555.75	0.09086	1106.00	\$1,036.45	0.93712
Jan-21			0.00000			0.00000
Feb-21			0.00000			0.00000
Mar-21			0.00000			0.00000
Apr-21			0.00000			0.00000
May-21			0.00000			0.00000
Jun-21			0.00000			0.00000
Jul-21			0.00000			0.00000
Aug-21			0.00000			0.00000
	959716.00	\$76,062.07	0.07925	2897.00	\$3,169.30	1.09399

* Note: Cost per kWh is total electric cost divided by total kWh.
This is not the true cost per kWh, but a unit cost.

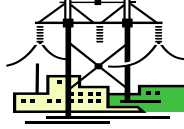
** 1 CCF = 100 cubic feet of gas

TIES

21



Water			
Gallons	Cost	\$/Gallon	Reuse Water
53,253	\$909.66	0.01708	
215,547	\$2,015.05	0.00935	
208,950	\$2,097.95	0.01004	
247,950	\$2,245.84	0.00906	
		0.00000	
		0.00000	
		0.00000	
		0.00000	
		0.00000	
		0.00000	
		0.00000	
		0.00000	
		0.00000	
725700.00	\$7,268.50	0.01002	\$0.00



MARION ISD UTILI

Fiscal Year 2016 - 20

	Electric			Gas		
	kWh	Cost	\$/kWh *	CCF **	Cost	\$/CCF
Sep-16			0.00000			0.00000
Oct-16			0.00000			0.00000
Nov-16			0.00000			0.00000
Dec-16			0.00000			0.00000
Jan-17			0.00000			0.00000
Feb-17			0.00000			0.00000
Mar-17			0.00000			0.00000
Apr-17			0.00000			0.00000
May-17			0.00000			0.00000
Jun-17			0.00000			0.00000
Jul-17			0.00000			0.00000
Aug-17			0.00000			0.00000
	0.00	\$0.00	0.00000	0.00	\$0.00	0.00000

* Note: Cost per kWh is total electric cost divided by total KWh.
This is not the true cost per kWh, but a unit cost.

** 1 CCF = 100 cubic feet of gas



Water			
Gallons	Cost	\$/Gallon	Reuse Water
		0.00000	
		0.00000	
		0.00000	
		0.00000	
		0.00000	
		0.00000	
		0.00000	
		0.00000	
		0.00000	
		0.00000	
		0.00000	
		0.00000	
		0.00000	
0.00	\$0.00	0.00000	\$0.00